

# CASUAL DAY 2009 "SHOW & TELL" Awards

## ABSA

Province	Stickers Sold 2009 (incl. caps & shirts)	Money deposited 2009 (incl. caps & shirts)	Stickers Sold 2008	Money deposited 2008	% Growth in sales of stickers	% Growth in money raised
Eastern Cape	21 092	R212 810	24 869	R253 342.00	-15%	-16%
Free State	21 832	R223 045	20 169	R204 798.00	8%	9%
Gauteng	108 411	R1 104 600	107 092	R1 099 207.00	1%	0,5%
KwaZulu Natal	23 949	R243 810	25 333	R263 181.00	-5%	-7%
Limpopo	12 606	R133 215	10 476	R106 680.00	20%	25%
Mpumalanga	15 932	R165 710	17 495	R177 145.00	-9%	-6%
North West	13 764	R138 855	15 379	R160 055.00	-11%	-13%
Northern Cape	5 372	R55 910	7 184	R65 883.00	-25%	-15%
Western Cape	45 983	R462 590	47 622	R476 075.00	-3%	-3%
<b>Totals</b>	<b>268 941</b>	<b>R2 740 545</b>	<b>275 619</b>	<b>R2 806 366.00</b>	<b>-2%</b>	<b>-2%</b>

Absa stickers sold 2000 – 496 139  
 Absa stickers sold 2001 – 411 153  
 Absa stickers sold 2002 – 465 809  
 Absa stickers sold 2003 – 507 834  
 Absa stickers sold 2004 – 254 287  
 Absa stickers sold 2005 – 288 380  
 Absa stickers sold 2006 – 280 585  
 Absa stickers sold 2007 – 280 840  
 Absa stickers sold 2008 – 275 619  
**Absa stickers sold 2009 – 268 941**



*Today, tomorrow, together.*

---

---

### Highest amount raised by an Absa Branch

---

---

#### Overall winner

(R10,000 to be used at the discretion of the team members and manager at the branch)

Gauteng: Midrand Branch (R24 300.00)

---

---

### Highest amount raised by an Absa SBU

---

---

#### Overall winner

(R10,000 to be used at the discretion of the team members and the head of the SBU / GSF)

Gauteng: Absa Brand Marketing (R17 830.00)

---

---

### Highest amount raised by an Absa Employee

---

---

#### Overall winner

(The prize money for this category is R5,000 to the employee who sells the most stickers.

The sales by the individual will also tally in the sales for the branch or the SBU / GSF in which the person is based)

Gauteng: Olivia Swartz

Conformance & Support Ops & Admin Pretoria (R17 830.00)



Total amount raised = R 1 086 320

(108 190 stickers sold)

(2008: R950 180 = 95 018 stickers) 14% Growth



#### Game Store that sold the most stickers.

1. Liberty Mall – Pietermaritzburg – Sold 9 779 stickers (R97 790)
2. Somerset Mall – Sold 7 409 stickers (R74 090)
3. Garden Route – Sold 5 437 stickers (R54 370)

#### Dion Wired Store that sold the most stickers.

1. Kollonade – Sold 771 stickers (R7 110.00)
2. Gateway – Sold 665 stickers (R6 650)
3. Fourways – Sold 597 stickers (R5 970)

#### Most stickers sold by a Game / Dion Wired Region

Regional winner – Region 9 – 17 921stickers (R179 210)



## COMPANIES

Largest amount of money raised by a company (Including sticker sales, donations, caps, golf shirts & matching funds)

1. Edcon – Total amount raised for 2009 - R575 837

Ø Staff member raised R222 866

Ø Sales to general public R352 921

(2008 – R331 244) **74% growth**



Edcon group	
1)	Boardmans
2)	Blacksnow
3)	C N A
4)	Discom
5)	Edgars
6)	Jet
7)	Jet Mart
8)	Legit
9)	Prato
10)	Red Square
11)	Temptations

2. Shoprite Checkers – Total amount raised for 2009 – R193 712

(2008 – 238 087) **-19% growth**

3. Nedbank – Total amount raised for 2009 – R150 130

(2008 – R125 075) **19% growth**

	Company	2009	2008	% Growth
1	Edcon	R575 837	R331 244.00	74%
2	Shoprite	R193 712	R238 087.50	-19%
3	Nedbank	R150 130	R125 975.00	19%
4	Correctional Services	R90 620	R106 365.00	-15%
5	SARS	R98 655	R95 714.10	3%
6	All other companies (including FNB, SA Post Office, SA Reserve Bank, Standard Bank)	R1 265 210	R929 511.80	36%
	<b>TOTALS</b>	<b>R2 374 164</b>	<b>R1 826 897.40</b>	<b>30%</b>

# BEST PHOTOGRAPH




(Depicting the spirit of the day countrywide)

Open to the Public. A total of 398 entries were received




✓ 4th Place  
Southern Oil Ltd




✓ 3rd Place  
Noah Financial Innovation



✓ 2nd Place  
Alta du Toit School



✓ 1st Place  
Emerald Casino



## MEDIA

For invaluable support in promoting the project – Hands Trophy

Thobela FM  
What's New Media

For invaluable support by promoting the project – Certificates

Ø Media – Television

etv  
YoTV  
YoTV- Blue Couch & Friends Forever  
Heartbeat  
DSTV

Ø Media – Radio

Radio KC  
Botlokwa Radio

Ø Media – Print Media (Newspapers & Magazine)

Rolling Inspirations  
The Centurion  
Education SA

Ø Other Media

Kulula  
Targeted Lifestyle Communications (TLC)

## BENEFICIARIES

	Overall 2009 info	Difference	Overall 2008
NGO offices Participated in CD 2009	240	24 more offices	216
Stickers sold by NGO (including DOD & SAPS)	914 875	258 027 more sold	656 848
R4 Retained by NGO(including DOD & SAPS)	R3 659 500	R1 032 108 more	R2 627 392
Total amount raised: (Including R6, caps, t-shirts, donations & R4 retained)	R10 213 072	R3 182 539 more	R7 030 533
T-Shirts sold by NGO (20 161) (including DOD & SAPS)	15 600	9 033 more	6 567
Caps sold by NGO (20 000) (including DOD & SAPS)	11 667	7 721 more	3 946
% growth in sales of stickers	13%		11%
% growth in total money raised	20%		13%

KIMBERLEY FUNCTION	Free State	Northern Cape
NGO offices Participated in CD 2009	14	4
Stickers sold by NGO (including DOD & SAPS)	23 808	10 683
R4 Retained by NGO(including DOD & SAPS)	R95 232	R42 732
Total amount raised: (Including R6, caps, t-shirts, donations & R4 retained)	R276 625	R116 186
T-Shirts sold by NGO (20 161) (including DOD & SAPS)	559	122
Caps sold by NGO (20 000) (including DOD & SAPS)	456	105
% growth in sales of stickers	-40%	1%
% growth in total money raised	-36%	2%

POLOKWANE FUNCTION	Limpopo	Mpumalanga
NGO offices Participated in CD 2009	25	15
Stickers sold by NGO (including DOD & SAPS)	108 544	49 791
R4 Retained by NGO(including DOD & SAPS)	R434 176	R199 164
Total amount raised: (Including R6, caps, t-shirts, donations & R4 retained)	R1 744 431	R591 639
T-Shirts sold by NGO (20 161) (including DOD & SAPS)	10 793	1 464
Caps sold by NGO (20 000) (including DOD & SAPS)	5 837	1 161
% growth in sales of stickers	22%	8%
% growth in total money raised	42%	11%

<b>PORT ELIZABETH FUNCTION</b>	<b>Eastern Cape</b>
NGO offices Participated in CD 2009	17
Stickers sold by NGO (including DOD & SAPS)	34 269
R4 Retained by NGO(including DOD & SAPS)	R137 076
Total amount raised: (Including R6, caps, t-shirts, donations & R4 retained)	R371 292
T-Shirts sold by NGO (20 161) (including DOD & SAPS)	340
Caps sold by NGO (20 000) (including DOD & SAPS)	449
% growth in sales of stickers	18%
% growth in total money raised	30%

<b>DURBAN FUNCTION</b>	<b>KwaZulu Natal</b>
NGO offices Participated in CD 2009	21
Stickers sold by NGO (including DOD & SAPS)	86 931
R4 Retained by NGO(including DOD & SAPS)	R344 780
Total amount raised: (Including R6, caps, t-shirts, donations & R4 retained)	R879 822
T-Shirts sold by NGO (20 161) (including DOD & SAPS)	116
Caps sold by NGO (20 000) (including DOD & SAPS)	144
% growth in sales of stickers	4%
% growth in total money raised	4%

<b>CAPE TOWN FUNCTION</b>	<b>Western Cape</b>
NGO offices Participated in CD 2009	48
Stickers sold by NGO (including DOD & SAPS)	140 886
R4 Retained by NGO(including DOD & SAPS)	R563 544
Total amount raised: (Including R6, caps, t-shirts, donations & R4 retained)	R1 439 363
T-Shirts sold by NGO (20 161) (including DOD & SAPS)	137
Caps sold by NGO (20 000) (including DOD & SAPS)	349
% growth in sales of stickers	19%
% growth in total money raised	20%

GAUTENG FUNCTION	Gauteng	North West
NGO offices Participated in CD 2009	82	12
Stickers sold by NGO (including DOD & SAPS)	333 032	53 839
R4 Retained by NGO(including DOD & SAPS)	R1 332 128	R215 356
Total amount raised: (Including R6, caps, t-shirts, donations & R4 retained)	R3 446 500	R584 259
T-Shirts sold by NGO (20 161) (including DOD & SAPS)	976	657
Caps sold by NGO (20 000) (including DOD & SAPS)	2 066	565
% growth in sales of stickers	12%	7%
% growth in total money raised	16%	15%

## REGIONAL BENEFICIARY AWARDS

Highest number of stickers sold by a beneficiary per province  
(including stickers sold with t-shirts & caps)

- Ø Most successful Beneficiary in sale of stickers in the Eastern Cape.  
APD Port Elizabeth – sold 6 162 stickers
- Ø Most successful Beneficiary in sale of stickers in the Free State.  
Epilepsy SA Free State & North West – sold 7 127 stickers
- Ø Most successful Beneficiary in sale of stickers in Mpumalanga.  
Epilepsy SA Mpumalanga & Limpopo – sold 14 197 stickers
- Ø Most successful Beneficiary in sale of stickers in the Northern Cape.  
APD Northern Cape – sold 5 067 stickers
- Ø Most successful Beneficiary in sale of stickers in the Western Cape.  
Paarl School – sold 15 963 stickers

## NATIONAL BENEFICIARY AWARDS

### Department of Defence

#### Highest number of stickers sold by a SANDF unit

Overall Winner: SA Navy – Naval Base Simon’s Town – Public Relations  
sold 1 545 stickers (R15 450-00)

Runner-up: SA Military Health Services Training Formation HQ  
sold 721 (R7 210-00)

2<sup>nd</sup> Runner-up: ASB Pietersburg  
Sold 518 stickers (R5 180-00)

### SA Police Services

#### Highest number of stickers sold by a SA Police Service unit

Overall Winner: SAPS – Social Work Services Polokwane  
sold 3 844 stickers (R38 440-00)

Runner-up: SAPS Gauteng – sold 3 778 stickers (R37 780-00)

2<sup>nd</sup> Runner-up: SAPS EAS Provincial Head Office Personnel Services Eastern Cape  
sold 3 533 stickers (R35 330-00)

### Most successful first time beneficiary in the country

1. Pathways Roodepoort – Sold 3 000 stickers
2. Runner-up: Huis Horison – Sold 2 357 stickers
3. Marietjie School – sold 1 613 stickers
4. APD Kouga – sold 1 050 stickers
5. Mzamo Child Guidance & Training Initiative of KZN – sold 1 000 stickers

### Beneficiary with the highest % increase in sale of stickers in the country

1. Talisman Foundation – sold 1 059 stickers (2008 = 1 sticker) 3 109% growth
2. Runner-up: Tshilwavhusiku Razwimisani Special School – sold 1 998 stickers (2008 = 101 stickers) 1 878% growth
3. Bopanang Stimulation Centre – sold 238 stickers (2008 = 30 stickers) 693% growth
4. Astra School – sold 2 425 stickers (2008 = 698 stickers) 247% growth
5. Itereleng Workshop for the Blind – sold 192 stickers (2008 = 94 stickers) 104% growth
6. Zwelibanzi - sold 1 000 stickers (2008 = 500 stickers) 100% growth

-----  
 -----  
**NGO that sold the most t-shirts in the country**  
 -----  
 -----

∅ Welfare organisation that sold the most t-shirts.

Overall Winner: Tshilidzini Special School - Sold 3 619 t-Shirts = R184 569-00  
 Runner-up: Fulufhelo Special School - Sold 2 740 t-Shirts = R139 740-00  
 2<sup>nd</sup> Runner-up: Helene Franz School - Sold 1 600 t-Shirts = R81 600-00

-----  
 -----  
**NGO that sold the most caps in the country**  
 -----  
 -----

∅ Welfare organisation that sold the most caps.

Overall Winner: Fulufhelo Special School - Sold 2 000 Caps = R72 000-00  
 Runner-up: Tshilidzini Special School - Sold 1 841 Caps = R66 276-00  
 2<sup>nd</sup> Runner-up: APD West Rand - Sold 848 Caps = R30 528-00

-----  
 -----  
**Highest number of stickers sold by a National Beneficiary Structure**  
 (Including stickers sold with caps & t-shirts)  
 -----  
 -----

∅ Highest number of stickers sold by a National Beneficiary Structure.

Winner of NCPPDSA: APD KwaZulu Natal – sold 34 252 stickers  
 (2008 = 29 972 stickers) 14% growth

-----  
 Highest number of stickers sold by an independent NGO participant  
 (Including stickers sold with caps & t-shirts)  
 -----

∅ Highest number of stickers sold by an independent NGO participant.

Overall Winner: Tshilidzini Special School – sold 45 813 stickers – (2008 = sold 42 505 stickers) 8% growth

Runner-up: Alma Skool – sold 27 110 stickers – (2008 = 24 954 stickers) 9% growth

2<sup>nd</sup> Runner-up: Meerhof Skool – sold 26 620 stickers – (2008 = 29 467 stickers) -10% growth

4. East Rand Protective Workshop

Sold 24 193 stickers (2008 = 22 140 stickers) 9% growth

5. Fulufhelo Special School

Sold 17 145 stickers (2008 = 12 613 stickers) 36% growth

6. Sunshine Centre – sold 16 505 stickers (2008 = 19 291 stickers) – 14% growth

7. Paarl School – sold 15 963 stickers (2008 = 15 137 stickers) 5% growth

8. Epilepsy Gauteng – sold 15 449 stickers (2008 = 14 942 stickers) 3% growth

9. Logwood Village – sold 15 403 stickers (2008 = 8 776 stickers) 76% growth

10. Con Amore School – sold 15 353 stickers (2008 = 13 492 stickers) 14% growth

## NOMINATIONS FROM THE NGO's

Certificates, awarded to clients

**nominated by a NGO**

(Outstanding work in supporting the project)

1. Samantha Gorrah – Dept of Tourism, Environment and Conservation – Nominated by APD N Cape
2. Patrine Dikole – Dept of Tourism, Environment and Conservation – Nominated by APD N Cape
3. Celine Morolong – Northern Cape Legislature – Nominated by APD N Cape
4. Patrick Moopelwa – Northern Cape Legislature – Nominated by APD N Cape
5. Solly Legodi – Northern Cape Legislature – Nominated by APD N Cape
6. Leillani Geduld – Northern Cape Legislature – Nominated by APD N Cape
7. René Heldsinger – Standard Bank Diamond Pavilion – Nominated by APD N Cape
8. Herman Mooketsi – Department of Social Development – Nominated by APD N Cape
9. Valerie Mathews – Department of Social Development – Nominated by APD N Cape
10. Marianna Moolman – Department of Social Development – Nominated by APD N Cape
11. Boniswa Kanguwe – Department of Social Development – Nominated by APD N Cape
12. Wendy Kumalo – Department of Social Development – Nominated by APD N Cape
13. Gladys Sekate – Nominated by APD Northern Cape
14. Susan Matroos – Nominated by APD Northern Cape
15. Nicodemus Nyl – Nominated by APD Northern Cape
16. Thobela Centre – Nominated by APD Limpopo
17. Judy's Paradise – Nominated by APD Limpopo
18. Huis Talje Childrens Home – Nominated by APD Limpopo
19. Florapark Comprehensive School – Nominated by APD Limpopo
20. Bolivia Lodge – Nominated by APD Limpopo
21. Polokwane Observer – Nominated by APD Limpopo
22. Northern Media – Nominated by APD Limpopo
23. Dan Clinic (Sr Nhlanguwani) – Nominated by Limpopo Mental Health
24. Margaret Shiluvana (Mr Nkuna) – Nominated by Limpopo Mental Health
25. Tinghwazi Primary School (Mr Mangalana) – Nominated by Limpopo Mental Health
26. Department of Home Affairs (Slabeth) – Nominated by Limpopo Mental Health
27. Napscom School (Matshabaphala) – Nominated by Limpopo Mental Health
28. Hugenote Primary School – Nominated by Sunfield Wellington
29. Hannes Loubser – Nominated by APD Greater Germiston

**"Helping Hand" Trophies, awarded to clients  
nominated by a NGO**

(Outstanding work in supporting the project)

1. Goodwin Thomas – Nominated by APD Northern Cape
2. Department of Social Development – Frances Baard District – Nominated by APD N Cape
3. Northern Academy School – Nominated by APD Limpopo
4. Letaba Herald (Mocha Slaber) – Nominated by Limpopo Mental Health
5. Tzaneen Pharmacy (Suzann) – Nominated by Limpopo Mental Health
6. Living Waters Private School (EM Makua) – Nominated by Bosele School
7. AM Mashego School (SS Moswathupa) – Nominated by Bosele School
8. Hlogotlou Circuit Office (PS Mokone) – Nominated by Bosele School
9. Thotaneng Primary School (PS Phoku) – Nominated by Bosele School
10. Hugo Rust Primary School – Nominated by Sunfield Wellington
11. Alta Meynhardt – Nominated by Sunfield Wellington
12. Kaap Agri Malmesbury – Nominated by Sunfield Wellington
13. Hoërskool Noordheuwel – Nominated by APD West Rand
14. Kgolamoriti Primary School – Nominated by Ekurhuleni School for the Deaf
15. Mogobeng Primary School – Nominated by Ekurhuleni School for the Deaf
16. Reahile Primary School – Nominated by Ekurhuleni School for the Deaf
17. Alberton Court – Nominated by Ekurhuleni School for the Deaf

---

---

## TSHILIDZINI SPECIAL SCHOOL PRIZES

---

---

✓ Junior Primary Schools (Grade R – 3)

Winner: Tshadzume – raised R7 915-00 (School Floating Trophy)

Runner-up: Tshivhambe – raised R5 335-00 (Certificate)

✓ Primary Schools (Grade R – 7)

Winner: Fondwe – raised R15 157-00 (School Floating Trophy)

Runner-up: Tshisahulu – raised R14 414.25 (Certificate)

✓ Secondary Schools

Winner: Tshivhase – raised R65 288.40 (School Floating Trophy)

Runner-up: Nngweni – raised R13 136-00 (Certificate)

✓ Senior Primary Schools (Grade 4 – 7)

Winner: Vhufuli – raised R11 392.08 (School Floating Trophy)

Runner-up: Tshidumbi – raised R4 111.40 (Certificate)

✓ Combined Schools (Grade R – 12)

Winner: St Augustine – raised R13 440-00 (Floating Trophy)

Runner-up: Eltivillas – raised R11 130-00 (Certificate)

✓ Independent Institution

Winner: Khumbe Apostolic Faith Mission Church – raised R20 955-00 (Floating Trophy)

Runner-up: Thohoyandou Management Area – raised R12 930-00 (Certificate)

---

---

## FULUFHELO SPECIAL SCHOOL PRIZES

---

---

(including stickers sold with Caps & Shirts)

✓ Lower Primary Schools

Winner: Mbulu – sold 190 stickers (Floating Trophy)  
 Runner-up: Tshiseluselu – sold 123 stickers (Certificate)  
 2<sup>nd</sup> Runner up: Maungani – sold 79 stickers (Certificate)

✓ Higher Primary Schools

Winner: Tshedza – sold 843 stickers (Floating Trophy)  
 Runner-up: Makwarela – sold 674 stickers (Certificate)  
 2<sup>nd</sup> Runner-up: Tshiluvhi – sold 612 stickers (Certificate)

✓ Christian Schools

Winner: Mahlahle – sold 900 stickers (Floating Trophy)  
 Runner-up: Tshikevha – sold 689 stickers (Certificate)  
 2<sup>nd</sup> Runner-up: Gondolikhethwa – sold 589 stickers (Certificate)

✓ Secondary Schools

Winner: Thengwe – sold 1 310 stickers (Floating Trophy)  
 Runner-up: Thohoyandou Technical School – sold 1 019 stickers (Certificate)  
 2<sup>nd</sup> Runner-up: Ndaedzo – sold 642 stickers (Certificate)

✓ Best Improved School

Winner: Thohoyandou Secondary School – sold 856 stickers (Floating Trophy)  
 Runner-up: Jim Tshivhanelo – sold 523 stickers (Certificate)  
 2<sup>nd</sup> Runner-up: Mbilwi Secondfary School – sold 500 stickers (Certificate)

✓ Companies

Winner: Thohoyandou Spar – sold 769 stickers (Floating Trophy)

✓ Departments

Winner: Department of Agriculture Polokwane – sold 845 stickers (Floating Trophy)  
 Runner-up: Department of Agriculture Vhembe – sold 343 stickers (Certificate)

✓ Special certificate

Vhudzanani Sundani – Best School Marketer (Certificate)  
 Thizwilondi Siaga – Principal of Fulufhelo Special School (Certificate)

## HELENE FRANZ SPECIAL SCHOOL PRIZES

### Helping Hand Trophy

1. Dendron High School
2. Dendron Primary School
3. Mabitsela Primary School

### Certificates

1. Radibolotje Primary School
2. Maphetsa Primary School
3. Raleledu Secondary School

## BOTLOKWA LSEN SCHOOL PRIZES

### Helping Hand Trophy

St Brendans High School

### Certificates

1. Itshomeleng Primary School
2. Puledi Primary School
3. Fedile High School
4. Lephhalala Primary School
5. Ramotlhale Primary School
6. Sekiti Primary School
7. Tidima High School
8. Makgato High School
9. Khunwana Primary School
10. Sokaleholo School

## 1<sup>st</sup> SPECIAL AWARD OF THE YEAR

Mother of the Team

**Ouma Susan de Jager** (Johannesburg)

## 2<sup>nd</sup> SPECIAL AWARD OF THE YEAR

The Man of the Match!!

**Malcolm Granville** (Johannesburg)